



Ranger of the Year Achievement Form

2006 Expedition Rangers Application

Name: _____ Birth Date: ____/____/____ Grade: _____

Address: _____

City: _____ State: _____ Zip: _____

Telephone Number: _____

Church: _____ District: _____

OP#: _____ Commander's Name: _____ Chartered: YES NO

Circle each advancement step earned: BMA/Adventurer SMA/Discoverer GMA/Achievement

Hobbies: _____





Interests: _____

IMPORTANT INFORMATION

1. Complete this form. Give it to your commander/senior commander. He will add it to your *Workbook* as you move from one level to the next.
2. Use the chart below to determine the level to which you can participate.
3. Your attendance and participation in Ranger of the Year at each level, outpost through region, is required in order to earn the drape medal and ROTY tab.
4. You must be a member of a chartered outpost. Your title, if you earn the advancement as stated below will be the following: Outpost (Section, District, etc.) Ranger of the Year. Based on your evaluation—excellent or outstanding—you will receive appropriately colored ribbons and medals. These evaluations are based upon your own achievement, not competition against others.
5. Ranger of the Year is an excellent means to demonstrate your skills, have fun, and meet many other young men who have aspired to be their best for God. Take advantage of Ranger of the Year, it will make you a better person, a better leader, and a better Christian.

Ranger of the Year Qualification Chart

How to use this chart. Example: If you have earned your Discoverer pin and have 850 points from this Achievement Form you qualify to participate at the District level.

Royal Ranger Group	Outpost	District	National	
	Completion of one of the following trails—Elk, Wolverine or Cougar—& 250 points.	Completion of two of the following trails—Elk, Wolverine or Cougar—& 350 points.		
	Gold Falcon & 500 points.	Gold Hawk & 600 points.		
	Bronze Medal of Achievement & 500 points.	Silver Medal of Achievement & 700 points.	Gold Medal of Achievement & 1000 points.*	
	Adventurer or Bronze Medal of Achievement & 700 points.	Discoverer or Silver Medal of Achievement & 850 points.	Gold Medal of Achievement & 1000 points.*	

* Must achieve an outstanding at the previous level.

F	ATTENDANCE AT OUTPOST STAFF MEETING: 2 points (20 MAXIMUM) (From Past Year Only)	
G	COMPLETION OF A JUNIOR TRAINING COURSE/CAMP: 20 points (100 MAXIMUM) Circle the courses or camps attended. Basic DTC DTC ATC Basic JTC JTC AJTC JWC JCE JTT JMC JSC JAC Elite JLC Junior Academy	
H	HOLD CURRENT FIRST AID/CPR CERTIFICATION: 25 points	
I	SOCIAL GROWTH POINTS EARNED Maximum allowed: 300 points Add lines A – H and write the total in right column, unless it exceeds 300 then write 300 for the total.	
IV. SPIRITUAL GROWTH		
A	ATTENDANCE AT CHURCH: 1 point per meeting (50 MAXIMUM) (from past year only)	
B	PARTICIPATION IN A MISSIONS PROJECT: 5 points (10 POINT MAXIMUM) (from past year only) Home Missions, World Missions, or Youth Missions Date: _____ Location: _____ Date: _____ Location: _____	
C	PARTICIPATION IN SERVICE OR SERVICE PROJECT AT OUTPOST: 10 points (20 MAXIMUM) (from past year only) Date: _____ Location: _____ Date: _____ Location: _____	
D	SUNDAY SCHOOL ATTENDANCE: (from past year only) 25 – 34 Times: 2 points 35 – 41 Times: 6 points 42 – 52 Times: 10 points	
E	BIBLE MERITS/SPIRIT CHALLENGE: (300 MAXIMUM) Bible Merit: 5 points each Gold Bible Merit: 200 points Spirit Challenge Lesson: 5 points each	
F	ATTENDANCE AT YOUTH: 1 point per meeting (50 MAXIMUM) (from past year only)	
G	SPIRITUAL GROWTH POINTS EARNED Maximum allowed: 400 points Add lines A – F and write the total in right column, unless it exceeds 400 then write 400 for the total.	
V. GOAL SETTING		
A	GOAL SETTING: 50 points for completing the Goal Setting Chart	
ADD ROWS I-G, II-G, III-I, IV-G, V-A:		Total

Outpost Commander Signature

Date

Senior Commander Signature

Date

Goal Setting: Every young person should establish a habit of goal setting in order to improve their service in the Kingdom of God. Use the section below to determine how you can grow into a well-rounded and mature man/woman of God. Completing this chart will help you determine, assess, and evaluate your goals and fulfillment of those goals for the past year and goals you are setting for this next year. Once you have completed this form, add an additional 50 points in box VA above. It is important to use goals that are measurable, such as numbers. For example, you set a goal of earning 3 advancement steps, but you earned 4 advancement steps. This would encourage you to increase your goals for next year.

GOAL SETTING CHART

Area of Goal Setting	Last Year's Goals	How Did You Do?	Goals For Next Year
Evangelism			
Friends you brought to Royal Rangers meetings and events.			
Discipleship			
ROTY – Evaluate your level of achievement.			
Advancement Steps earned.			
Missions			
Participation in BGMC, LFTL, or STL			
Ministry			
Number of boys you directly assisted who passed an advancement step.			
Participation in service projects. (Number of hours.)			