



# Ranger of the Year Achievement Form 2006 Ranger Kids Application

Name: \_\_\_\_\_ Birth Date: \_\_\_\_/\_\_\_\_/\_\_\_\_ Grade: \_\_\_\_\_

Address: \_\_\_\_\_

City: \_\_\_\_\_ State: \_\_\_\_\_ Zip: \_\_\_\_\_

Telephone Number: \_\_\_\_\_

Church: \_\_\_\_\_ District: \_\_\_\_\_

OP#: \_\_\_\_\_ Commander's Name: \_\_\_\_\_ Chartered: YES NO

Circle each advancement step earned: Elk Wolverine Cougar

Hobbies: \_\_\_\_\_





Interests: \_\_\_\_\_

### IMPORTANT INFORMATION

1. Complete this form. Give it to your commander/senior commander. He will add it to your *Workbook* as you move from one level to the next.
2. Use the chart below to determine the level to which you can participate.
3. Your attendance and participation in Ranger of the Year at each level, outpost through region, is required in order to earn the drape medal and ROTY tab.
4. You must be a member of a chartered outpost. Your title, if you earn the advancement as stated below will be the following: Outpost (Section, District, etc.) Ranger of the Year. Based on your evaluation—excellent or outstanding—you will receive appropriately colored ribbons and medals. These evaluations are based upon your own achievement, not competition against others.
5. Ranger of the Year is an excellent means to demonstrate your skills, have fun, and meet many other young men who have aspired to be their best for God. Take advantage of Ranger of the Year, it will make you a better person, a better leader, and a better Christian.

### Ranger of the Year Qualification Chart

How to use this chart. Example: If you have earned your Gold Hawk and have 600 points from this Achievement Form you qualify to participate at the District level.

Royal Ranger Group	Outpost	District	National
	Completion of one of the following trails—Elk, Wolverine or Cougar—& 250 points.	Completion of two of the following trails—Elk, Wolverine or Cougar—& 350 points.	
	Gold Falcon & 500 points.	Gold Hawk & 600 points.	
	Bronze Medal of Achievement & 500 points.	Silver Medal of Achievement & 700 points.	Gold Medal of Achievement & 1000 points.*
	Adventurer or Bronze Medal of Achievement & 700 points.	Discoverer or Silver Medal of Achievement & 850 points.	Gold Medal of Achievement & 1000 points.*

\* Must achieve an outstanding at the previous level.

### I. MENTAL GROWTH

<b>A</b>	<b>RANGER KIDS QUARTERLY ADVANCEMENTS: 5 points (60 MAXIMUM)</b> Antelope Ram Caribou Buffalo Beaver Fox Coyote Badger Lynx Cheetah Panther Tiger	
<b>B</b>	<b>RANGER KIDS ADVANCEMENTS: 10 points (30 MAXIMUM)</b> (Elk, Wolverine, Cougar)	
<b>C</b>	<b>SCHOOL GRADE POINT AVERAGE: (from past year only)</b> E 1 points D 2 points C 4 points B 7 points A 10 points	
<b>D</b>	<b>ACHIEVEMENT AWARDS EARNED: 3 points each</b>	
<b>E</b>	<b>MENTAL GROWTH POINTS EARNED Maximum allowed: 225points</b> Add lines A – D and write the total in right column, unless it exceeds 225 then write 225 for the total.	

### II. PHYSICAL GROWTH

<b>A</b>	<b>ATTENDANCE WITH OUTPOST AT DISTRICT/OUTPOST EVENT: 10 points (40 MAXIMUM)</b> (from past year) Date: _____ Location: _____ Date: _____ Location: _____ Date: _____ Location: _____ Date: _____ Location: _____	
<b>B</b>	<b>WEARING PROPER UNIFORM: 1 point for each event or outpost meeting. (80 MAXIMUM)</b> (from past year) This includes A, B, and C class uniforms.	
<b>C</b>	<b>PARTICIPATION IN A FATHER/SON EVENT (Or a non-Royal Ranger church event.): 15 points (30 MAXIMUM)</b> (from past year only) Date: _____ Location: _____ Date: _____ Location: _____	
<b>D</b>	<b>SCHOOL EXTRACURRICULAR INVOLVEMENT: (May include sports, clubs, and organizations.) 10 points (50 MAXIMUM)</b> (from past year only) Date: _____ Location: _____ Date: _____ Location: _____ Date: _____ Location: _____ Date: _____ Location: _____	
<b>E</b>	<b>PHYSICAL GROWTH POINTS EARNED Maximum allowed: 200 points</b> Add lines A – D and write the total in right column, unless it exceeds 200 then write 200 for the total.	

### III. SOCIAL GROWTH

<b>A</b>	<b>COUNCIL OF ACHIEVEMENT/AWARDS CEREMONIES ATTENDED: 5 points (20 MAXIMUM)</b> Date: _____ Location: _____ Date: _____ Location: _____ Date: _____ Location: _____ Date: _____ Location: _____	
<b>B</b>	<b>OUTPOST MEETINGS ATTENDED: 1 point per meeting (50 MAXIMUM)</b> (from past year only)	
<b>C</b>	<b>COMMUNITY SERVICE: 10 points (30 MAXIMUM)</b> Can include school service. (from past year only) Date: _____ Location: _____ Date: _____ Location: _____ Date: _____ Location: _____	
<b>D</b>	<b>OTHER MEDALS: (30 Maximum)</b> Medal of Valor – 10 points God and Me – 10 points Medal of Courage – 10 points	
<b>E</b>	<b>SOCIAL GROWTH POINTS EARNED Maximum allowed: 200 points</b> Add lines A – D and write the total in right column, unless it exceeds 200 then write 200 for the total.	

### IV. SPIRITUAL GROWTH

<b>A</b>	<b>ATTENDANCE AT CHURCH/CHILDREN'S CHURCH: 1 point per meeting (100 MAXIMUM)</b> (from past year only)	
<b>B</b>	<b>PARTICIPATION IN A MISSIONS PROJECT: 10 points (20 POINT MAXIMUM)</b> (from past year only) Home Missions, or World Missions Date: _____ Location: _____ Date: _____ Location: _____	
<b>C</b>	<b>PARTICIPATION IN SERVICE OR SERVICE PROJECT AT OUTPOST: 10 points (20 MAXIMUM)</b> (from past year only) Date: _____ Location: _____ Date: _____ Location: _____	
<b>D</b>	<b>SUNDAY SCHOOL ATTENDANCE: (from past year only)</b> 25 – 34 Times: 8 points 35 – 41 Times: 15 points 42 – 52 Times: 25 points	
<b>E</b>	<b>SPIRITUAL GROWTH POINTS EARNED Maximum allowed: 165 points</b> Add lines A – D and write the total in right column, unless it exceeds 165 then write 165 for the total.	

## V. GOAL SETTING

<b>A</b>	<b>GOAL SETTING: 50 points for completing the Goal Setting Chart below.</b>	
	<b>ADD ROWS I-E, II-E, III-E, IV-E, V-A:</b>	<b>Total</b>

\_\_\_\_\_  
Outpost Commander Signature

\_\_\_\_\_  
Date

\_\_\_\_\_  
Senior Commander Signature

\_\_\_\_\_  
Date

Goal Setting: Every young person should establish a habit of goal setting in order to improve their service in the Kingdom of God. Use the section below to determine how you can grow into a well-rounded and mature man/woman of God. Completing this chart will help you determine, assess, and evaluate your goals and fulfillment of those goals for the past year and goals you are setting for this next year. Once you have completed this form, add an additional 50 points in box VA above. It is important to use goals that are measurable, such as numbers. For example, you set a goal of earning 3 advancement steps, but you earned 4 advancement steps. This would encourage you to increase your goals for next year.

### GOAL SETTING CHART

Area of Goal Setting	Last Year's Goals	How Did You Do?	Goals For Next Year
<b>Evangelism</b>			
Friends you brought to Royal Rangers meetings and events.			
<b>Discipleship</b>			
ROTY – Evaluate your level of achievement.			
Advancement Steps earned.			
<b>Missions</b>			
Participation in BGMC, LFTL, or STL			
<b>Ministry</b>			
Number of boys you directly assisted who passed an advancement step.			
Participation in service projects. (Number of hours.)			